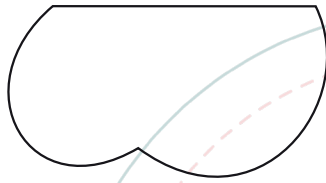


MOLDE GRATUITO
ESCONDE CHAVES CORUJINHA




ASAS
2x feltro laranja



PATAS
2x feltro laranja

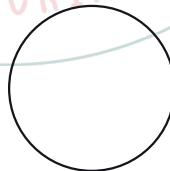
As partes do molde abaixo devem ser passadas primeiramente para o PAPEL TERMOCOLANTE e depois para o FELTRO ou TRICOLINE.



CORPO
2x dublado feltro creme
+ tricoline branco



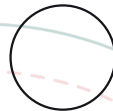
DETALHE
1x tricoline



OLHO
2x feltro verde



FUNDO DOS OLHOS
1x feltro branco



OLHO
2x feltro preto



BICO
1x feltro laranja

ASSISTA O PAP
AQUI

CONHEÇA NOSSAS APOSTILAS
E CURSOS AQUI

Me siga nas redes sociais:

www.instagram.com/meninaarteirabyeli

www.facebook.com/meninaarteirabyeli

www.youtube.com/meninaarteirabyeli