



# Enfeite de Porta Árvore de Natal



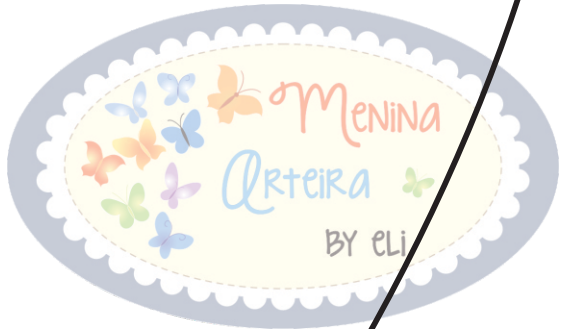
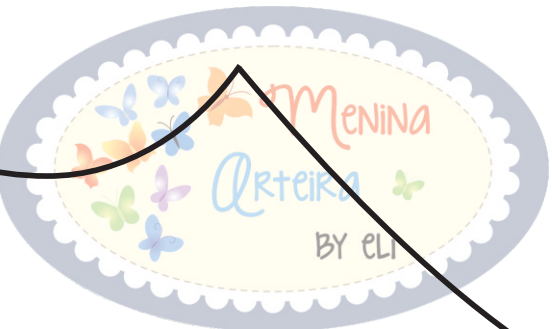
ÁRVORE PARTE 1 JUNTAR COM A PARTE 2



[www.youtube.com/meninaarteirabyeli](http://www.youtube.com/meninaarteirabyeli)



2X FELTRO VERDE  
2X MANTA ACRÍLICA  
1X PAPELÃO



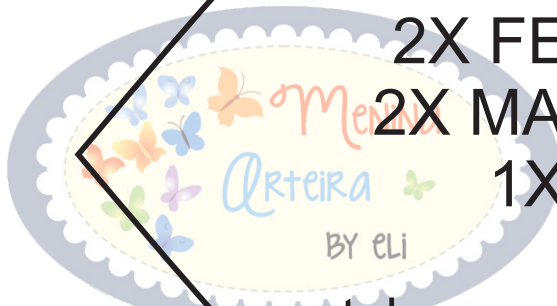
# Enfeite de Porta Árvore de Natal



1X FELTRO  
VERDE



2X FELTRO VERDE  
2X MANTA ACRÍLICA  
1X PAPELÃO

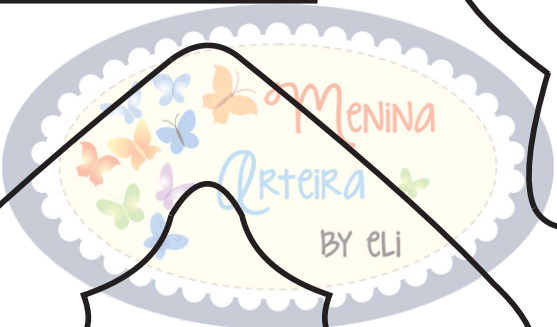


[www.youtube.com/meninaarteirabyeli](http://www.youtube.com/meninaarteirabyeli)

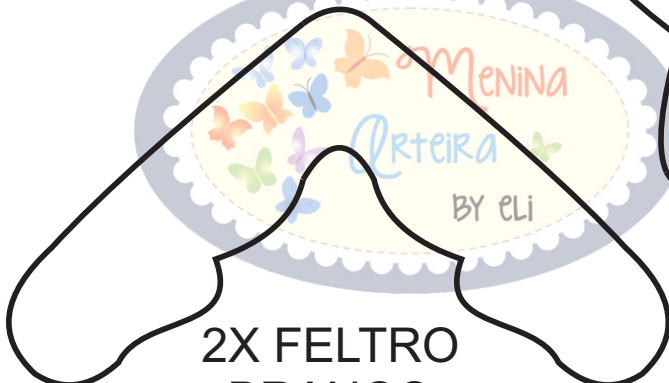
2X FELTRO  
CAMELO  
1X MANTA  
ACRÍLICA



2X FELTRO  
AMARELO

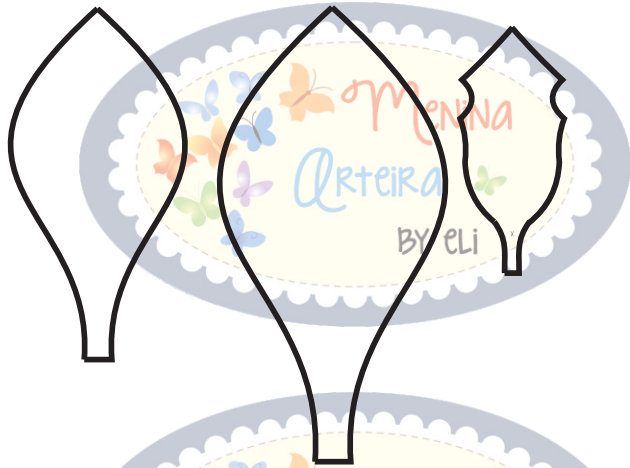


2X FELTRO  
BRANCO



ÁRVORE PARTE 2 JUNTAR COM A PARTE 1

# Enfeite de Porta Árvore de Natal



5X CADA PARA CADA FLOR  
FELTRO VERMELHO



1X FELTRO  
BRANCO



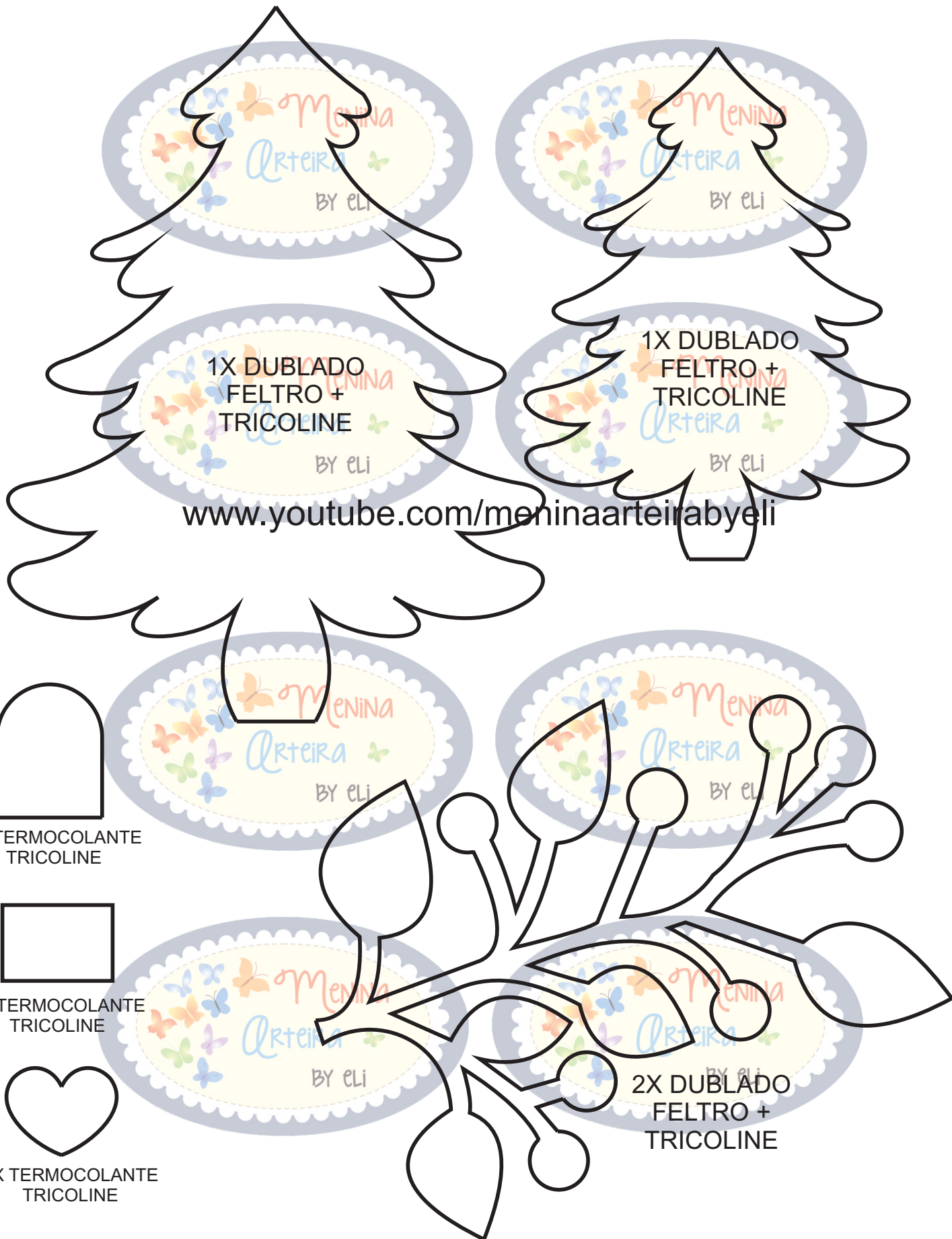
[www.youtube.com/meninaarteirabyeli](http://www.youtube.com/meninaarteirabyeli)



# Enfeite de Porta Árvore de Natal




Passar primeiro para o termocolante



1X DUBLADO  
FELTRO +  
TRICOLINE

1X DUBLADO  
FELTRO +  
TRICOLINE

[www.youtube.com/meninaarteirabyeli](http://www.youtube.com/meninaarteirabyeli)



1X TERMOCOLANTE  
TRICOLINE



1X TERMOCOLANTE  
TRICOLINE



1X TERMOCOLANTE  
TRICOLINE

2X DUBLADO  
FELTRO +  
TRICOLINE